

# FLOS

F021B24A012 Forest Green

## Outgraze 50 L 1200 mm Non Dimmable Forest Green

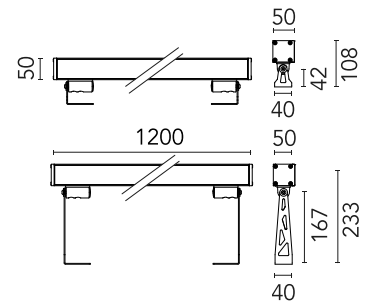
Designed by FLOS Outdoor



Integrated 220/240V power supply. Installation brackets, to be ordered separately.  
Extra clear transparent glass, excluding the DIFFUSE version with sandblasted glass.  
SMART version available upon request (power 18,5W - flux -30% lm).

Are you a professional and your project needs consulting and support?

[BOOK AN APPOINTMENT](#)



### Main specifications

|                  |                          |
|------------------|--------------------------|
| Mounting         | Ceiling and wall surface |
| Environments     | Outdoor wet location     |
| LED type         | Power LED                |
| Lamp category    | LED                      |
| Icos             | No                       |
| Power (W)        | 27                       |
| System flux (lm) | 2724                     |

### Physical

|                         |              |
|-------------------------|--------------|
| Colour                  | Forest Green |
| Trim                    | No           |
| Orientation             | Adjustable   |
| Transversal tilting (°) | 180          |
| Length (mm)             | 1200         |
| Net weight (kg)         | 4.31         |
| IP internal             | 66           |

### Download

[Mounting instructions](#) ZIP

### Photometric Files

[LDT / IES](#) ZIP

### Technical Drawings

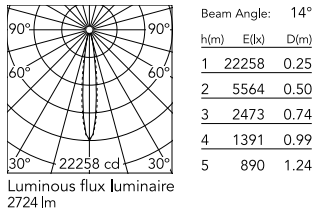
[2D](#) ZIP

[3D](#) ZIP

[Bim](#) ZIP



## Schematic light drawing



## Photometric

|                        |           |
|------------------------|-----------|
| Lighting type          | Direct    |
| Light distribution     | Symmetric |
| CCT (K)                | 2700      |
| CRI>                   | 80        |
| Beam angle C0-180 (°)  | 13        |
| Beam angle C90-270 (°) | 13        |

## Electrical

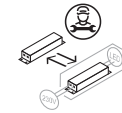
|                    |              |
|--------------------|--------------|
| Insulation class   | I            |
| Frequency (Hz)     | 50-60        |
| Main voltage (Vac) | 220-240      |
| Driver             | Integrated   |
| Dimmable           | No           |
| Dimming type       | Non Dimmable |
| Emergency type     | No           |

## Ecodesign and Energy Labelling

This product contains a light source of energy efficiency class E



Replaceable (LED only) light source by a professional



Replaceable control gear by a professional

## Notes

We recommend using a connection system with a degree of protection greater than or equal to the degree of protection of the luminaire.

During the installation and the maintenance of the fixtures it is important to be careful and avoid damages on the paint coating.

Damages on the coating exposed to outdoor conditions or water, could cause corrosion.

Chemical substances affect the anticorrosion covering protection.

For LED fixtures, there is evidence that most of the damages are connected to electrical effects related to the insulations, which cause destructive electrical discharges

These effects are frequently caused by:

- over voltage coming from the mains' network where fixture is connected.
- electrostatic discharge (ESD) coming from the environment.

The use of a protective device against the overvoltage on the electrical installation is warmly suggest this helps to reduce the intensity of some of these phenomenon and prevent irreversible damages. The selection of the type of device to be used must be adjust on the electrical plant.

## Accessories & Power Supply



REQUIRED  
Accessory

F021Z010000

Plug&play connector 4 poles



REQUIRED  
Accessory

F021Z030000

4-pole plug&play connector + 3-pole cable, 5000 mm length.



REQUIRED  
Accessory

F990C00A000

2 way terminal block 4 poles IP68 H2O stop. (ø5,5÷12mm cable)



REQUIRED  
Accessory

F990C010000

3/4 way terminal block 4 poles IP68 H2O stop. (ø5,5÷12mm cable)



REQUIRED  
Accessory

F1203012

One pair of short brackets L 80 mm. Forest Green



REQUIRED  
Accessory

F1204012

One pair of long brackets L 200 mm. Forest Green