

# WIRO DIAMOND

CEILING SUSPENDED



ø414





ø414

max. 2500

## 1.0

E27 max. 60W  
220-240VAC | 50/60Hz  
varnished steel

6 kg IP20 0.9m

CODE	
	2291E0P0
	2291E0B0

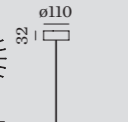
## OPTIONAL

T32-300 carbon filament E27 15W  
CODE  
2200K | 50lm 9003E107

T30-300 LED E27 6W dim  
2200K | 450lm 9003E130



ø766





ø766

max. 2500

## 2.0

E27 max. 60W  
220-240VAC | 50/60Hz  
varnished steel


11 kg IP20 0.9m

CODE	
	2292E0P0
	2292E0B0

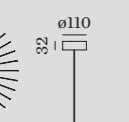
## OPTIONAL

T32-300 carbon filament E27 15W  
CODE  
2200K | 50lm 9003E107

T30-300 LED E27 6W dim  
2200K | 450lm 9003E130



ø1184





ø1184

max. 2500

## 3.0

E27 max. 60W  
220-240VAC | 50/60Hz  
varnished steel

17 kg IP20 0.9m

CODE	
	2293E0P0
	2293E0B0

## OPTIONAL

T32-300 carbon filament E27 15W  
CODE  
2200K | 50lm 9003E107

T30-300 LED E27 6W dim  
2200K | 450lm 9003E130