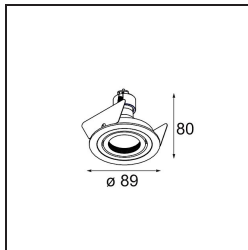


 Date

 Customer

 Project

 Type

K 1 Recessed Adjustable 89 lx GU10 DE White Structure

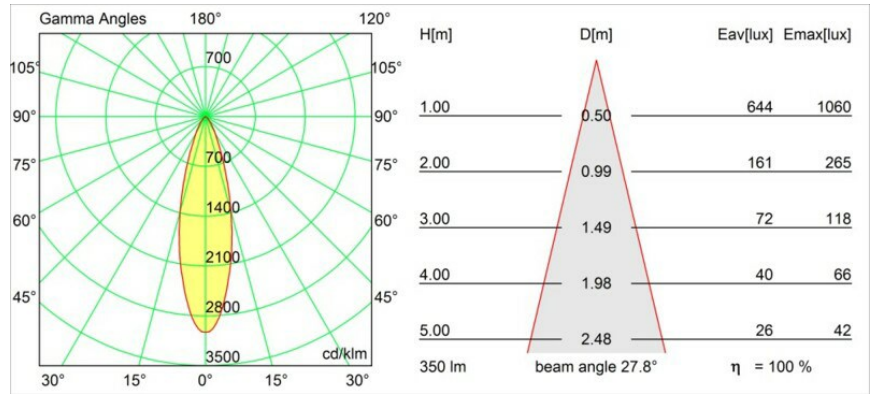


Specifications

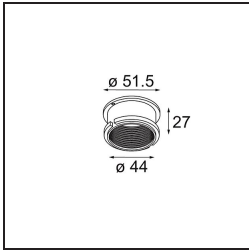
Material	10274901
Light Source Type	GU10
Lamp Included	No
Number of Light Sources	1
Light Direction	Down
Input Voltage	230V
Electrical Class	I
IP Rating	20
Glow wire rating (°C)	960
Indoor/Outdoor	Indoor
Application	Ceiling, Wall
Mounting	Recessed
Cut-out size (mm)	ø80
Mounting depth (mm)	150.0
Adjustability	H 359° V -17°/+17°
Distance to Lighted Object (m)	0,5
Primary Colour & Primary Finish	White, Structure
Gross weight (g)	235.0

Every project needs a spotlight for general lighting. K is our suggestion for those who like to keep things simple yet flexible. K comes in two sizes, 80 and 89 mm, with a flat or sloping edge, in aluminium, or with a white or black structure. Available with halogen and LED. Choose the directional model for a greater interplay of light and more versatility.

Light distribution & beam diagram

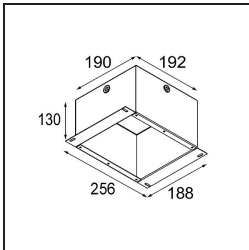


Optical Accessories




10280102 BL ring high K0/K1/K2/K3 black

Installation Accessories



10889830 Conbox 192x190x130



12290230 Gypkit 190X190 - Ø80

Choose a required accessory