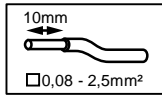
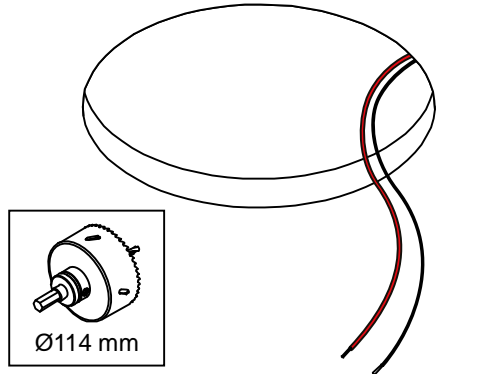


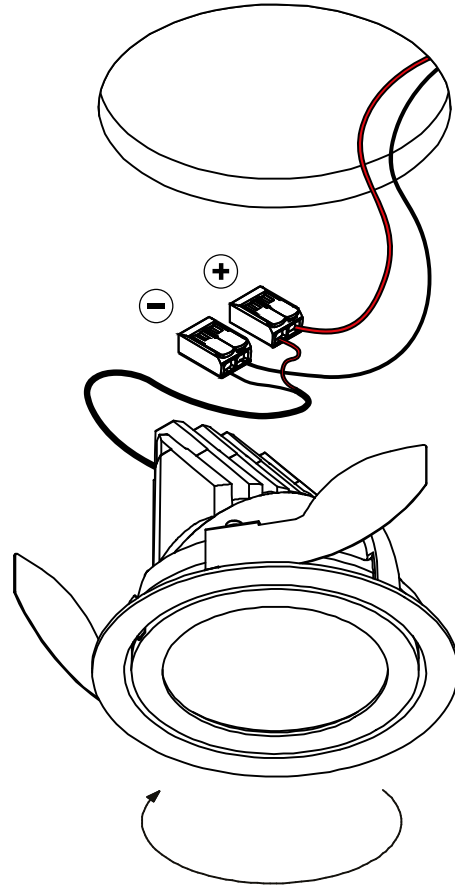
K120 Adjustable LED GE

133400XX_133401XX_133402_133410XX_133411XX_133412_133420XX_133421XX_133422XX

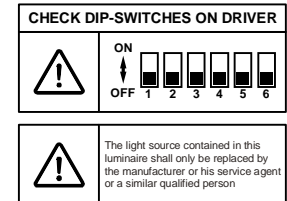
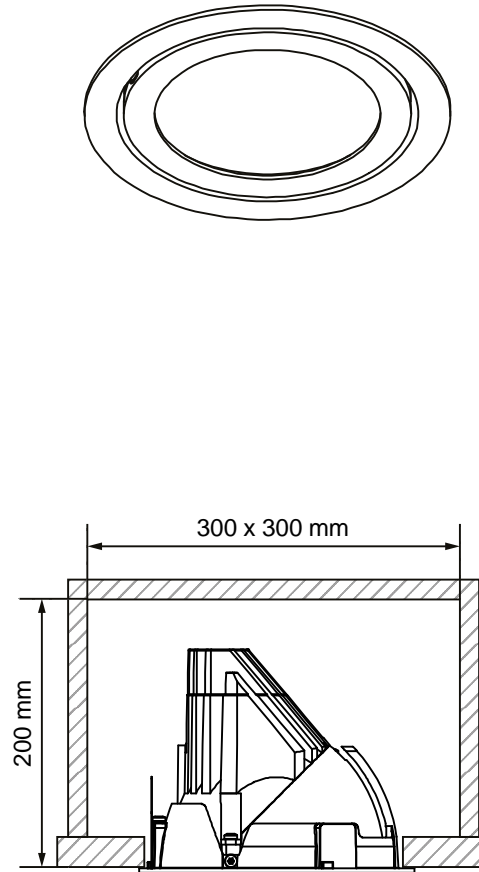
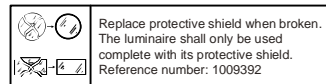


Drive Current (mA)	Forward Voltage		Power (W)
	min (Vf)	max (Vf)	
350	30,9	35,7	11,7
500	31,9	36,8	17,2
700	33,2	38,3	25,0

For serial connection, respect polarity!



install : Twist clockwise
uninstall : Twist counterclockwise



CAN BE USED WITH
Drivers:
see driver matrix - latest version on website
www.supermodular.com or check sales contact

Accessories:
10212802 - Honeycomb Ø80 black
10216903 - Spreadlens Ø80
10217002 - Cross blade Ø80 black

