

# Kontur

Design by Sebastian Herkner.

# VIBIA

## Reference

**6444.**

## Application

Wall Lamps

## Installation type

Surface

## Description

The glass shade wall light features an open metal frame imbedded with LEDs that contains a cylindrical diffuser made of mouthblown opaline glass. The black frame is affixed to the wall, generating a warm, 360-degree glow as if from a fire.

## Diffuser

Polycarbonate diffuser

## Materials

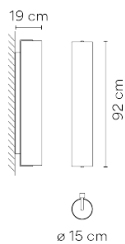
Body: Aluminum  
Shade: opal triplex glass  
Driver box: Aluminum

## Finish



**6444-11** Black (NCS S 8500N )

## Sketch



## Electrical characteristics

1 x LED STRIP 20,8W 750mA

Total 20.8 W



**Light source:** 2700K CRI >90 2165 lm 104 lm/W

**Driver included:** CC - Constant Current 750 mA 90~305V 50/60Hz

**Electronic dimming** 1-10V

**Optional dimming:** DALI or Push or Casambi

## Physical characteristics

0 Box / 0.00 x 0.00 x 0.00 m. / Vol. 0.0000 m<sup>3</sup> /  
Gross weight 0.0 kg. / Net weight 0.0 kg.

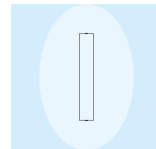
## Installation and assembly

Please, see the installation manual

## Light distribution

### General lighting

Lamp for general lighting that equally distributes the light in all directions.



## Photometric data

Efficiency : 41.95 lm/W

Coordinate system : CG

Total flux : 1034.74 lm

Maximum value : 171.64 cd

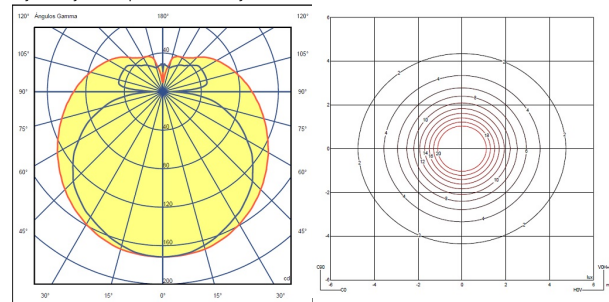
Light position : C=0.00 G=0.00

Symmetry on the planes : Double symmetrical

Isolux : Floor

Light position :

X=0.00m Y=0.00m Z=2.50m



## Certificates

