

6.1 WIRO

QA60 max. 60W | E27
220-240VAC | 50-60Hz
varnished steel | lacquered

2.70kg | 3-0.9-IP20

shade only

| | EUR | CODE |
|--------|----------|------|
| 306.46 | 209400V0 | |
| 306.46 | 209400R0 | |

OPTIONAL

QA60 LED E27 6W dim

| | EUR | CODE |
|---------------|-------|----------|
| 2200K 400lm | 28.09 | 9003E109 |
| 2700K 500lm | 27.03 | 9003E138 |

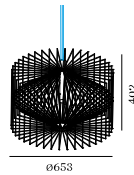
T30-300 LED E27 6W

| | EUR | CODE |
|---------------|-------|----------|
| 2700K 500lm | 38.69 | 9003E135 |

ST64 carbon filament E27 15W

| | EUR | CODE |
|--------------|-------|----------|
| 2200K 50lm | 20.99 | 9003E105 |

more lamps and specs on page 80



6.5 WIRO

QA60 max. 60W | E27
220-240VAC | 50-60Hz
varnished steel | lacquered

3.85kg | 3-0.9-IP20

shade only

| | EUR | CODE |
|--------|----------|------|
| 479.12 | 209500V0 | |
| 479.12 | 209500R0 | |

OPTIONAL

QA60 LED E27 6W dim

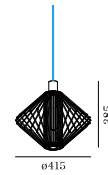
| | EUR | CODE |
|---------------|-------|----------|
| 2200K 400lm | 28.09 | 9003E109 |
| 2700K 500lm | 27.03 | 9003E138 |

T30-300 LED E27 6W

| | EUR | CODE |
|---------------|-------|----------|
| 2200K 450lm | 38.69 | 9003E130 |
| 2700K 500lm | 38.69 | 9003E135 |

T32-300 carbon filament E27 6W

| | EUR | CODE |
|--------------|-------|----------|
| 2200K 50lm | 26.82 | 9003E107 |



1.0 DIAMOND

E27 max. 60W
220-240VAC | 50-60Hz
varnished steel | lacquered

2.90kg | 3-0.9-IP20

shade only

| | EUR | CODE |
|--------|----------|------|
| 262.46 | 229100P0 | |
| 262.46 | 229100R0 | |


OPTIONAL

T30-225 LED E27 6W

| | EUR | CODE |
|---------------|-------|----------|
| 2200K 450lm | 35.51 | 9003E129 |

T32-180 carbon filament E27 15W

| | EUR | CODE |
|--------------|-------|----------|
| 2200K 50lm | 24.49 | 9003E106 |



1.1 DIAMOND

E27 max. 60W
220-240VAC | 50-60Hz
varnished steel | lacquered

2.00kg | 3-0.9-IP20

shade only

| | EUR | CODE |
|--------|----------|------|
| 182.32 | 244100P0 | |
| 182.32 | 244100R0 | |

OPTIONAL

QA60 LED E27 6W

| | EUR | CODE |
|---------------|-------|----------|
| 2200K 450lm | 28.09 | 9003E109 |
| 2700K 500lm | 27.03 | 9003E138 |

T30-300 LED E27 6W

| | EUR | CODE |
|---------------|-------|----------|
| 2200K 450lm | 38.69 | 9003E130 |
| 2700K 500lm | 38.69 | 9003E135 |

T32-300 carbon filament E27 15W

| | EUR | CODE |
|--------------|-------|----------|
| 2200K 50lm | 26.82 | 9003E107 |

more lamps and specs on page 80



1.0 INDUSTRY

E27 max. 60W
220-240VAC | 50-60Hz
varnished steel | lacquered

3.00kg | 3-0.9-IP20

shade only

| | EUR | CODE |
|--------|----------|------|
| 246.24 | 230100T0 | |
| 246.24 | 230100R0 | |

OPTIONAL

T30-300 LED E27 6W

| | EUR | CODE |
|---------------|-------|----------|
| 2200K 450lm | 38.69 | 9003E130 |
| 2700K 500lm | 38.69 | 9003E135 |

T32-300 carbon filament E27 15W

| | EUR | CODE |
|--------------|-------|----------|
| 2200K 50lm | 26.82 | 9003E107 |

T32-180 carbon filament E27 15W

| | EUR | CODE |
|--------------|-------|----------|
| 2200K 50lm | 24.49 | 9003E106 |

more lamps and specs on page 80

WIRO

SHADES WITH STEEL WIRE

ALWAYS USE

Plug + Play | connector set for one lamp | incl. cable plug with floor switch

| | EUR | CODE |
|--------|----------|------|
| 159.00 | 90015165 | |

Decenter 1.0 | connector set for one lamp | round ceiling base

| | EUR | CODE |
|--------|----------|------|
| 100.70 | 90052050 | |

Decenter 2.0 | connector set for two lamps | round ceiling base

| | EUR | CODE |
|--------|----------|------|
| 196.10 | 90052055 | |

Decenter 3.0 | connector set for three lamps | round ceiling base

| | EUR | CODE |
|--------|----------|------|
| 270.30 | 90052060 | |

Suspension | connector set for one lamp | round ceiling base | with steel wire | 2.6m

| | EUR | CODE |
|-------|----------|------|
| 94.34 | 90015175 | |

Suspension | connector set for one lamp | round ceiling base | with steel wire | 6.0m

| | EUR | CODE |
|--------|----------|------|
| 104.94 | 90015176 | |

more information on page 63