

FLOS

F015D33A001 White

Mile Wall 2 Asymmetric Up & Down

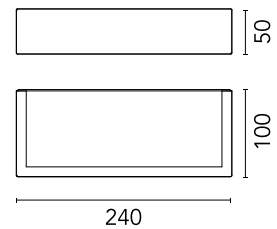
NEW

Designed by Antonio Citterio



LED - Power LED - 13.5W - 2x627lm - 3000K - CRI> 80

LED light source included. Integrated 220-240V ON/OFF and 1-10V or DALI dimmable electrical power. Equipped with double cable gland for electrical connection.



Are you a professional and your project needs consulting and support?

BOOK AN APPOINTMENT

Main specifications

Mounting	Wall
Environments	Outdoor wet location
LED type	Power LED
Lamp category	LED
Number of heads	1
Power (W)	13.5
System flux (lm)	2x627

Physical

Colour	White
Orientation	Fixed
Net weight (kg)	0.8
IP internal	65

Download

Mounting instructions [↓ ZIP](#)

Photometric Files

LDT / IES [↓ ZIP](#)

Technical Drawings

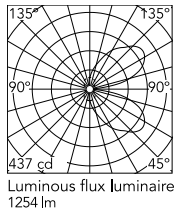
2D [↓ ZIP](#)

3D [↓ ZIP](#)

[↓ ZIP](#) Bim



Schematic light drawing



Beam Angle: 57°

h(m)	E(lx)	D(m)
1	194	4.54
2	49	9.08
3	22	13.62
4	12	18.16
5	8	22.70

Photometric

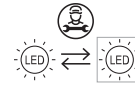
Lighting type	Indirect, Direct
Light distribution	Asymmetric
CCT (K)	3000
CRI>	80

Electrical

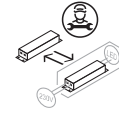
Insulation class	I
Frequency (Hz)	50-60
Main voltage (Vac)	220-240
Driver	Integrated
Dimmable	Yes
Dimming type	Non Dimmable
Emergency type	No

Ecodesign and Energy Labelling

This product contains a light source of energy efficiency class D



Replaceable (LED only) light source by a professional



Replaceable control gear by a professional

Accessories & Power Supply



OPTIONAL
Accessory

F990E00A000

S.P.D. (SURGE PROTECTION
DEVICE)