

FLOS

F015D22A001 White

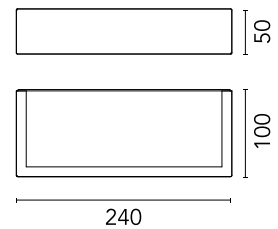
Mile Wall 2 Asymmetric Down NEW

Designed by Antonio Citterio



LED - Power LED - 7.8W - 603lm - 2700K - CRI> 80

LED light source included. Integrated 220-240V ON/OFF and 1-10V or DALI dimmable electrical power. Equipped with double cable gland for electrical connection.



Are you a professional and your project needs consulting and support?

[BOOK AN APPOINTMENT](#)

Main specifications

| | |
|------------------|----------------------|
| Mounting | Wall |
| Environments | Outdoor wet location |
| LED type | Power LED |
| Lamp category | LED |
| Number of heads | 1 |
| Power (W) | 7.8 |
| System flux (lm) | 603 |

Physical

| | |
|-----------------|-------|
| Colour | White |
| Orientation | Fixed |
| Net weight (kg) | 0.8 |
| IP internal | 65 |

Download

[Mounting instructions](#) ZIP

Photometric Files

[LDT / IES](#) ZIP

Technical Drawings

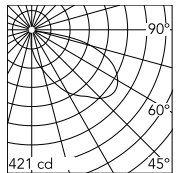
[2D](#) ZIP

[3D](#) ZIP

[Bim](#) ZIP



Schematic light drawing



| | | | |
|-------------|-------|-------|--|
| Beam Angle: | 57° | | |
| h(m) | E(lx) | D(m) | |
| 1 | 187 | 4.54 | |
| 2 | 47 | 9.08 | |
| 3 | 21 | 13.62 | |
| 4 | 12 | 18.16 | |
| 5 | 7 | 22.70 | |

Luminous flux luminaire
603 lm

Photometric

| | |
|--------------------|------------|
| Lighting type | Direct |
| Light distribution | Asymmetric |
| CCT (K) | 2700 |
| CRI> | 80 |

Electrical

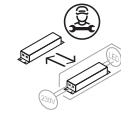
| | |
|--------------------|--------------|
| Insulation class | I |
| Frequency (Hz) | 50-60 |
| Main voltage (Vac) | 220-240 |
| Driver | Integrated |
| Dimmable | Yes |
| Dimming type | Non Dimmable |
| Emergency type | No |

Ecodesign and Energy Labelling

This product contains a light source of energy efficiency class E



Replaceable (LED only) light source by a professional



Replaceable control gear by a professional

Accessories & Power Supply



OPTIONAL
Accessory

F990E00A000

S.P.D. (SURGE PROTECTION
DEVICE)