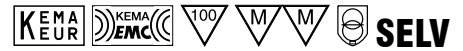


constant
VOLTAGE



**RIPPLE
FREE**



Rated Voltage
Tensione Nominale
220 ÷ 240 V

Frequency
Frequenza
50...60 Hz

AC Operation range
Tensione di utilizzo AC
198 ÷ 264 V

DC Operation range
Tensione di utilizzo DC
DC 176 ÷ 264 V
(NO 150 W)

Power
Potenza
0 ÷ 150 W

**Maximum current
output ripple**
Max. ondulazione
della corrente uscita
≤ 3%⁽¹⁾

Reference Norms
Norme di riferimento:
EN 50172 (VDE 0108)
EN 55015
EN 61000-3-2
EN 61000-3-3
EN 61347-1
EN 61347-2-13
EN 61547
VDE 0710-T14

Article Articolo	Code Codice	P out W	V out DC	I out DC	ta °C	tc °C	λ max. Power Factor	η max. Efficiency ⁽¹⁾
DC 50W 24V VST	122752	50	24	2 A max.	-40...+45	70	0,97	> 90
DC 50W 12V VST	122756	50	12	4,2 A max.	-40...+45	70	0,97	> 88
DC 50W 48V VST	122766	50	48	1 A max.	-40...+45	70	0,97	> 90
DC 70W 24V VST ⁽³⁾	122750	70 ⁽³⁾	24	2,9 A max.	-40...+45	70	0,97	> 91
DC 70W 12V VST	122758	70	12	5,8 A max.	-40...+45	70	0,97	> 89
DC 70W 48V VST	122762	70	48	1,45 A max.	-40...+45	70	0,97	> 91
DC 150W 24V VST	122754	150	24	6,25 A max.	-40...+45	75	0,98	> 94
DC 150W 48V VST ⁽²⁾	122764	150	48	3 A max.	-40...+45	75	0,98	> 94

⁽¹⁾ Referred to $V_m = 230$ V, 100% load - Riferito a $V_m = 230$ V, carico 100%

⁽²⁾ Without KEMA - Senza KEMA

⁽³⁾ Load allowed up to 75 W - Carico massimo 75 W

Accessories not supplied - Accessori non a corredo

Article - Articolo	Code - Codice
dimmer SED 4.5A R57 (pag. 332)	120300



Features

- AC/DC electronic driver with output in voltage, specific for installations in compliance with the standards of lighting applications.
- IP20 independent driver, for indoor use.
- Class I protection against electric shock for direct or indirect contact.
- Input and output terminal blocks on opposite sides.
- Single terminal block on primary (wire cross-section up to 0,5 - 2,5 mm² / AWG20 - AWG13).
- Double terminal blocks on secondary (wire cross-section up to 0,5 - 2,5 mm² / AWG20 - AWG13).
- Clamping screws on primary and secondary circuits for cables with diameter: min. 6 mm - max. 9 mm.
- Protections:
 - against overheating and short circuits;
 - against mains voltage spikes;
 - against overloads.

Caratteristiche

- Alimentatore elettronico tipo AC/DC con uscita in tensione specifico per installazioni con Norme settore illuminazione.
- Alimentatore indipendente IP20, per uso interno.
- Protetto in classe I contro le scosse elettriche per contatti diretti e indiretti.
- Morsetti di entrata e uscita contrapposti.
- Singola morsettiera su primario (sezione cavo fino a 0,5 - 2,5 mm² / AWG20 - AWG13).
- Doppia morsettiera su secondario (sezione cavo fino a 0,5 - 2,5 mm² / AWG20 - AWG13).
- Serracavo su primario e secondario per cavi di diametro: min. 6 mm - max. 9 mm.
- Protezioni:
 - termica e cortocircuito;
 - contro le extra-tensioni di rete;
 - contro i sovraccarichi.

5.1

Constant voltage LED drivers
Alimentatori LED a tensione costante



Direct current electronic drivers
Alimentatori elettronici in corrente continua

Made in Europe

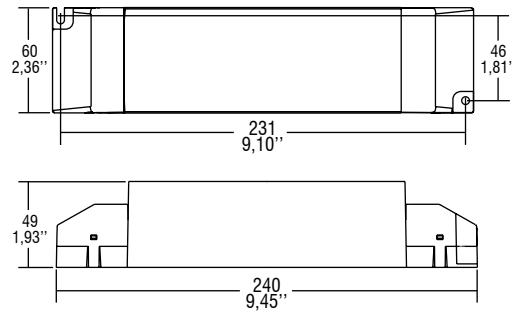
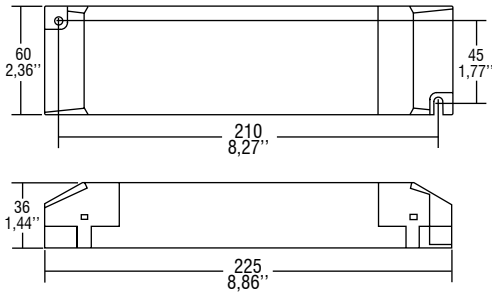


IP 20 **SCREW FIXING** $\varnothing 70$ 2,76" Weight - Peso: gr. 290 / 10,22 oz.
 Pcs - Pezzi 25

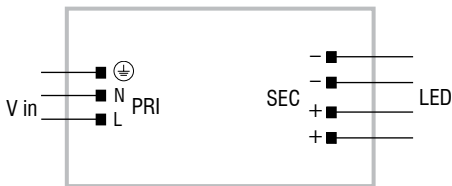
IP 20 **SCREW FIXING** $\varnothing 80$ 3,15" Weight - Peso: gr. 290 / 10,22 oz.
 Pcs - Pezzi 20

DC 50W 24V VST - DC 50W 48V VST - DC 70W 24V VST - DC 70W 48V VST

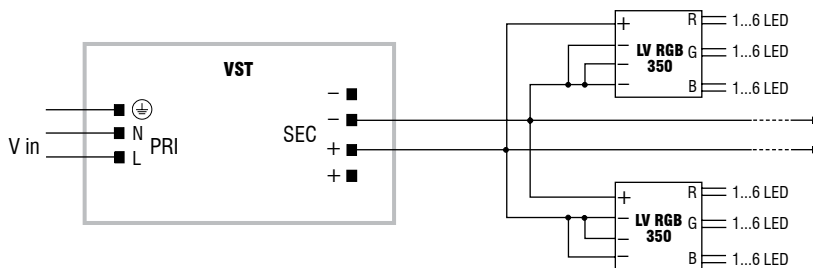
DC 50W 12V VST - DC 70W 12V VST - DC 150W 24V VST - DC 150W 48V VST



Wiring diagrams - Schemi di collegamento (Max. LED distance at page info8 - Massima distanza LED a pagina info8)



Example of application - Esempio di applicazione



5.1

Constant voltage LED drivers
 Alimentatori LED a tensione costante