



## DEW

EMMANUEL BABLED / 2009

EN Suspension lamp with glass diffuser and die-casted aluminium heat sink. High voltage Power Led. It can be realized on demand as a multiple pendant chandelier.

IT Lampada a sospensione con diffusore in vetro e dissipatore in alluminio pressofuso. Led a tensione di rete. Il prodotto si presta a composizioni multiple realizzabili a richiesta.

### CERTIFICATIONS / CERTIFICAZIONI



Product in class I  
Apparecchio di classe I

IP20

Product for indoor use  
Apparecchio per uso interno



Product in conformity with the European directive 2006/95/EC  
Apparecchio conforme alla direttiva europea 2006/95/EC



Product in conformity with the Eurasian Custom Unions technical regulations  
Apparecchio conforme ai regolamenti tecnici dell'Unione doganale Eurasiatica



USA and Canada conformity seal  
Marchio di conformità USA e Canada



This lamp must be disposed in conformity with the EU directive 2002/96/EC  
Apparecchio di illuminazione da smaltire secondo la direttiva EU 2002/96/EC

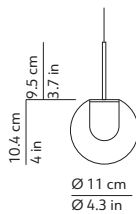
### CODES AND DIMENSIONS / CODICI E DIMENSIONI

#### DEW

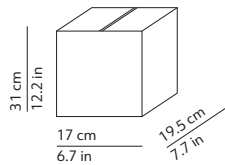
0451291EU

#### DEW FALSE CEILING

0451291C



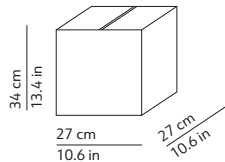
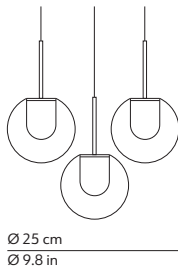
### PACKAGING / IMBALLO



Volume: 0.010 m<sup>3</sup> / 0.363 ft<sup>3</sup>  
Gross weight: 2.34 kg / 5.15 lbs

#### DEW 3

0451293EU



Volume: 0.025 m<sup>3</sup> / 0.875 ft<sup>3</sup>  
Gross weight: 6.72 kg / 14.78 lbs

### MATERIALS AND FINISHINGS / MATERIALI E FINITURE

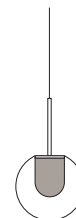
#### DIFFUSER / DIFFUSORE



Transparent / Trasparente

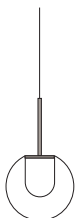
Glass diffuser  
Diffusore in vetro

#### STRUCTURE / STRUTTURA



Chrome / Cromo

Die cast aluminium heat sink.  
Dissipatore in alluminio pressofuso.





Metal tige  
Tige in metallo


**DEW**


230V  
or 120V Feeding / Alimentazione


Bulbs / Lampadine  
1 x 4.8W - 2700 K - 500 lm - CRI>90 - Board LED  
LED life expectancy 30 000 hours

 Energy efficiency class A+

 Dimmable / Dimmerabile  
Phase cut

 Suspension lamp  
Lampada a sospensione

 Canopy - diam. 4.9in h. 1.2in - chromed  
fixed to the ceiling with not provided screws (2-4)  
Rosone - diam. 12.5cm h. 3cm - cromato  
fissato a soffitto con tasselli (2-4) non forniti


 Transparent cord set - length ca. 98.4 in  
different lengths on request  
Cavo di alimentazione trasparente - lunghezza ca. 250 cm  
altre lunghezze su richiesta


Multiple composition on demand  
Composizioni multiple su richiesta


**DEW FALSE CEILING**


230V  
or 120V Feeding / Alimentazione


Bulbs / Lampadine  
1 x 4.8W - 2700 K - 500 lm - CRI>90 - Board LED  
LED life expectancy 30 000 hours

 Energy efficiency class A+

 Dimmable / Dimmerabile  
Phase cut

 Suspension lamp  
Lampada a sospensione


 Canopy - diam. 3.2in h. 0.2in - chromed  
Rosone - diam. 8cm h. 0.6cm - cromato


 Transparent cord set - length ca. 98.4 in  
different lengths on request  
Cavo di alimentazione trasparente - lunghezza ca. 250 cm  
altre lunghezze su richiesta


**DEW 3**


230V  
or 120V Feeding / Alimentazione


Bulbs / Lampadine  
3 x 4.8W - 2700 K - 1500 lm - CRI>90 - Board LED  
LED life expectancy 30 000 hours

 Energy efficiency class A+

 Dimmable / Dimmerabile  
Phase cut

 Suspension lamp  
Lampada a sospensione

 Canopy - diam. 8in h. 1in - chromed  
fixed to the ceiling with not provided screws (2-4)  
Rosone - diam. 20.5cm h. 2.5cm - cromato  
fissato a soffitto con tasselli (2-4) non forniti

 Transparent cord set - length ca. 98.4 in  
different lengths on request  
Cavo di alimentazione trasparente - lunghezza ca. 250 cm  
altre lunghezze su richiesta