

FLOS

F015J42A018 Deep Brown

Mile Bollard 2 600 Double

NEW

Designed by Antonio Citterio

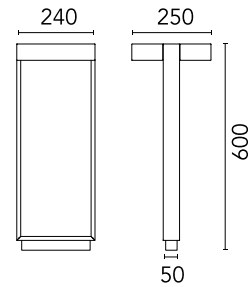


LED - Power LED - 2 x 15.6W - 2 x 2x651lm - 4000K - CRI> 80

LED light source included. Integrated 220-240V ON/OFF electrical power. Equipped with a length of neoprene cable and an IP68 2-way anticondensation H2O stop seal system. The device may be installed on any flooring with anchors. Anchoring plate for installation on flooring laid over concrete sold separately.

Are you a professional and your project needs consulting and support?

BOOK AN APPOINTMENT



Main specifications

Mounting	Ground
Environments	Outdoor wet location
LED type	Power LED
Lamp category	LED
Number of heads	2
Power (W)	15.6
System flux (lm)	2x651

Physical

Colour	Deep Brown
Orientation	Fixed
Net weight (kg)	4.1
IP internal	65

Download

Mounting instructions [↓ ZIP](#)

Photometric Files

LDT / IES [↓ ZIP](#)

Technical Drawings

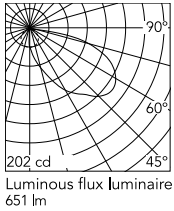
2D [↓ ZIP](#)

3D [↓ ZIP](#)

[↓ ZIP](#) Bim



Schematic light drawing



Beam Angle: 57°

h(m)	E(lx)	D(m)
1	202	4.54
2	51	9.08
3	22	13.62
4	13	18.16
5	8	22.70

Photometric

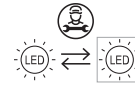
Lighting type	Direct
Light distribution	Asymmetric
CCT (K)	4000
CRI>	80

Electrical

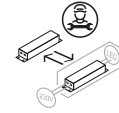
Insulation class	I
Frequency (Hz)	50-60
Main voltage (Vac)	220-240
Driver	Integrated
Dimmable	No
Dimming type	Non Dimmable
Emergency type	No

Ecodesign and Energy Labelling

This product contains a light source of energy efficiency class D



Replaceable (LED only) light source by a professional



Replaceable control gear by a professional


Accessories & Power Supply



OPTIONAL
Accessory

F015Z010000

Base plate with bolt



OPTIONAL
Accessory

F990E00A000

S.P.D. (SURGE PROTECTION
DEVICE)